



Completing the 10th Year in Respiratory Case Reports

Respiratory Case Reports Dergisinde 10. Yılı Tamamlarken...

"Case Reports" are the oldest known type of scientific publication in history. We have completed 10 years in our publication life, which we started by saying "Preparing case reports for young academicians is a very important step in learning how to write scientific manuscript" (1).

The Respiratory Case Reports is an international, peer-reviewed, quick-refereeing open access journal published online by LookUs, İstanbul, Türkiye. The journal entered international indexes by performing a first in the category "Case Reports" two years after its publication. Respiratory Case Reports is indexed by EBSCO, DOAJ, EMBASE, Index Copernicus, Academic Index, Turkish Citation Index, and TUBITAK/ULAKBIM Medical Database. The inaugural issue was released in June 2012, and in 2022, we published the nearly 500 papers. A complete breakdown of the articles by years and by journal section can be seen in Figure 1 and Figure 2, respectively. The majority of these manuscripts have been case reports. Submissions are authentic, understandable, educational and clinically interesting to an international audience of respiratory physicians, trainees and researchers in all respiratory subspecialties, as well as clinicians in related fields (Figure 3). It has published all issues in a timely manner without delay up to this moment. From modest beginnings, registered readers of the Journal have increased year by year to over 134,130 readers in June 2022. "Respiratory Case Reports" journal has reached you with the diligent effort of the LookUs team with the understanding of "Unconditional Support to Education". We wanted our journal to be freely accessible by all our colleagues.

We would like to thank the 780 authors who sent manuscripts to our journal and our valued reviewers who carefully evaluated these manuscripts. We would also like to express our gratitude to our professors on the editorial board and our publication manager Tuba Avcılar, PhD and her team.

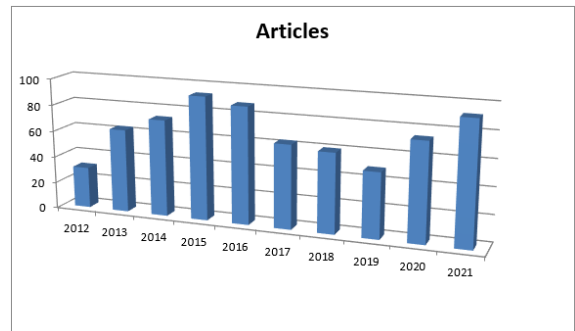


Figure 1: Total articles published by year

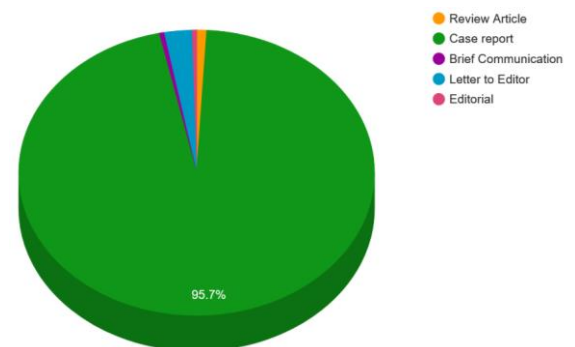


Figure 2: Total articles published by journal section (n=465)

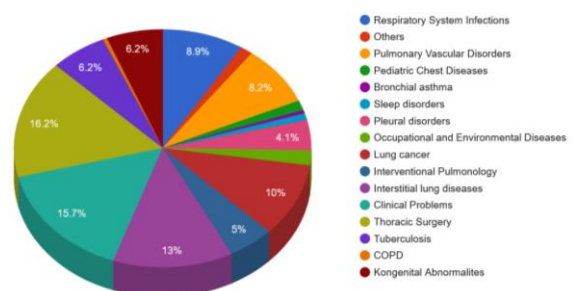


Figure 3: Distribution of accepted/published articles by categories

You can find our reviewers who evaluated most manuscripts (Table 1), the manuscripts which are cited most (Table 2), and the most downloaded manuscripts (Table 3) in this appendix, which we make short breakdown of the last ten years.

Our journal has come to this day with the contributions of our esteemed colleagues.

We hope that it will continue to grow and develop for many decades.

Regards,

Zafer Kartaloğlu, Oğuzhan Okutan

Department of Pulmonology, Health Science University, Sultan II. Abdülhamid Han Training and Research Hospital, İstanbul, Türkiye

Correspondence: Zafer Kartaloğlu, Department of Pulmonology, Health Science University, Sultan II. Abdülhamid Han Training and Research Hospital, İstanbul, Türkiye

zkartaloglu@hotmail.com

REFERENCES

1- Kartaloğlu Z, Okutan O. Importance case reports in medical literature. *Respir Case Rep* 2012; 1:1. [[CrossRef](#)]

Table 1: Top Ten Reviewers who evaluated articles

Rank	Reviewer Name Surname
1	Aydanur EKICI
2	Tayfun ÇALIŞKAN
3	Levent DALAR
4	Ahmet Emin ERBAYCU
5	Attila SAYGI
6	Arzu ERTÜRK
7	Ersin DEMİNER
8	Adem GÜNGÖR
9	Akif TURNA
10	Mustafa ERELEL

Table 2: Ten Most Cited Respiratory Case Reports Articles Since June 2012

Rank	Reference	Title	Issue, Year	DOI
1	Ünlü M, Çimen P, Arı G, Dereli MŞ.	A Successfully Treated Severe Case of Extensively Drug-Resistant Tuberculosis During Pregnancy	Vol. 4, No. 3 (2015)	10.5505/respircase.2015.32932
2	Tanz R, Elalami I, Azami MA, Allaoui M, Errihani H, Ichou M.	Advanced primary pulmonary carcinosarcoma: a case report and review of the literature	Vol. 6, No. 2 (2017)	10.5505/respircase.2017.35220
3	Sezen CB, Çelik A, Akboğa SA, Akyürek N, Taştepe Aİ.	Intrapulmonary solitary fibrous tumor	Vol. 3, No. 3 (2013)	10.5505/respircase.2014.44154
4	Demirer E, Ghattas C, Rahman HA, Elamin E.	Current Management of Hypothermia: From Theory to Application	Vol. 1, No. 2 (2012)	10.5505/respircase.2012.36844
5	Oruç M, Meteroğlu F, Ahmet Elbey A, Şahin A, Monis S.	A Case of Agressive Fibromatosis in the Chest Wall	Vol. 4, No. 1 (2015)	10.5505/respircase.2015.92005
6	Borelli EP.	Maybe it is More than Pneumonia: Case Report of an Intralobar Sequestration in a 20-Year-Old Male	Vol. 6, No. 2 (2017)	10.5505/respircase.2017.92499
7	Ediboğlu Ö, Kıraklı SC, Tatar D, Tuksavul FF.	A case of ARDS due to Legionella Pneumonia treated with ECMO	Vol. 3, No. 3 (2014)	10.5505/respircase.2014.60252
8	Yazgan S, Yoldaş B, Gürsoy S.	Video-Assisted Thoracoscopic Removal of a Mysterious Foreign Body Causing Pneumothorax	Vol. 7, No. 2 (2018)	10.5505/respircase.2018.04900
9	Çörtük M, Tanrıverdi E, Yıldırım BZ, Abbaslı K, Özgül MA, Çetinkaya E.	A Case of Foreign Body Aspiration Diagnosed in Early Adulthood	Vol. 5, No. 2 (2016)	10.5505/respircase.2016.92063
10	Kafadar C, Öztürk E, Kara K, Sağlam M, Tutar S.	Pleural Lipoma: a Case Report	Vol. 4, No. 3 (2015)	10.5505/respircase.2015.69885

Table 3: Ten Most Frequently Viewed Respiratory Case Reports Articles Since Inaugural Issue in June 2012

Rank	Reference	Title	Issue, Year	DOI
1	Kartaloğlu Z, Okutan O.	What to consider when preparing a case report	Vol. 1, No. 2 (2012)	10.5505/respircase.2012.29591
2	Taş D, Demirer E, Çiftçi F, Okutan O, Kartaloğlu Z.	Lipoid Pneumonia Caused by Diesel Fuel Aspiration: A Case Report	Vol. 1, No. 1 (2012)	10.5505/respircase.2012.02996
3	Yıldız Gülhan P, Ekici A, Bulcun E, Ekici MS.	Pulmonary Langerhans cell histiocytosis X: an analysis of four cases	Vol. 2, No. 3 (2013)	10.5505/respircase.2013.70298
4	Çelik B, Yılmaz MA, Pirzirenli MG, Şahin M.	Granulomatous Diseases Should be Considered in Mediastinal Lymphadenopathies with High F-18 FDG Uptake on PET-CT Scans	Vol. 6, No. 2 (2017)	10.5505/respircase.2017.98705
5	Yıldız Aİ, Özkurt S, Kiter G, Alaçam Z, Aydoğan BE.	Lung Toxicity Due To Mesalamine	Vol. 2, No. 1 (2013)	10.5505/respircase.2013.43531
6	Çimen D, Ekici M, Bulcun E, Ekici A.	BOOP (Bronchiolitis Obliterans Organizing Pneumonia) and Renal Amyloidosis Secondary to Infected Cystic Bronchiectasi	Vol. 2, No. 1 (2013)	10.5505/respircase.2013.19480
7	Darılmaz Yüce G, Sarınc Ulaşlı S.	Chronic Cough Due to Tracheal Diverticulum	Vol. 1, No. 2 (2012)	10.5505/respircase.2012.54264
8	Ahat Çimen D, Ekici A, Bulcun E, Ekici M.	Delayed Diagnosis in a Patient with Bronchiectasis: Swyer-James-MacLeod Syndrome	Vol. 2, No. 1 (2013)	10.5505/respircase.2013.14622
9	Okutan O, Ayten Ö, Demirer E, Ugan N, Kartaloğlu Z.	Pulmonary carcinoid tumor presenting with widespread bone metastasis	Vol. 1, No. 2 (2012)	10.5505/respircase.2012.87597
10	Akbaş A, Seyhan E C, Sökücü S N, Altın S, Günlüoğlu G, Altay S.	Systemic Nocardiosis In A Diabetic Patient	Vol. 1, No. 2 (2012)	10.5505/respircase.2012.92485