

ISSN 2630-5720



HAYDARPAŞA NUMUNE MEDICAL JOURNAL

Volume 60 Issue 1 Year 2020

January - February - March

hnhtipdergisi.com

Formerly Haydarpaşa Numune Eğitim ve Araştırma Hastanesi Tıp Dergisi



HAYDARPAŞA NUMUNE MEDICAL JOURNAL

Volume 60 Issue 1 Year 2020



HAYDARPAŞA NUMUNE MEDICAL JOURNAL

EDITOR-IN-CHIEF

Aytekin Kaymakçı, M.D.

EDITORS

Çağatay Nuhoğlu, M.D.

Memet Taşkın Egici, M.D.

Mustafa Efendioğlu, M.D.

Kadir Kayataş, M.D.

İlke Mungan Akın, M.D.

SCIENTIFIC EDITORIAL BOARD

Ahmet Rüknettin Aslan, M.D.

Ali Aktekin, M.D.

Dilorom Ahmedova, M.D.

Nurettin Aka, M.D.

Rıza Adaleti, M.D.

Sagynbu Abduvalieva, M.D.

Sema Aytekin, M.D.

Efe Serkan Boz, M.D.

Hasan Bombacı, M.D.

İbrahim Bülent Buttanrı, M.D.

Pembe Gül Binbir Güneş, M.D.

Syed Mulazim Hussain Bukhari, M.D.

Mehmet Kerem Canbora, M.D.

Mustafa Canbakan, M.D.

Nurgül Ceran Subaşı, M.D.

Mecit Çalışkan, M.D.

Nesibe Sinem Çiloğlu, M.D.

Şahin Çolak, M.D.

Akın Dayan, M.D.

Aziza Djurabekova, M.D.

Refik Demirtunç, M.D.

Mehmet Erbakan, M.D.

Memet Taşkın Egici, M.D.

Mustafa Efendioğlu, M.D.

Osman Ekinci, M.D.

Serpil Erol, M.D.

Servet Ebrinç, M.D.

Aynur Feyzioğlu, M.D.

Duygu Geler Külcü, M.D.

Fatih Göktay, M.D.

Fatih Güzelbulut, M.D.

Gülbu Işıtmangil, M.D.

Adnan Behçet Kafadar, M.D.

Aytekin Kaymakçı, M.D.

Duygu Kurtuluş, M.D.

Eyüp Veli Küçük, M.D.

Kadir Kayataş, M.D.

Tolga Katmer, M.D.

V. Melih Kara, M.D.

Cemile Handan Mısırlı, M.D.

İlke Mungan Akın, M.D.

Çağatay Nuhoğlu, M.D.

Melike Nebioğlu, M.D.

Mutlu Niyazoğlu, M.D.

Asu Özgültekin, M.D.

Kamil Özdil, M.D.

Melike Betül Ögütmen, M.D.

Metin İshak Öztürk, M.D.

Selvinaz Özkara, M.D.

Zehra Esra Önal, M.D.

Şirin Pekcan Yaşar, M.D.

Gulnora Rakhimbaeva, M.D.

Ali İhsan Taşçı, M.D.

Çiğdem Tepe Karaca, M.D.

Ece Turan Vural, M.D.

Ertuğrul Can Tüfekçi, M.D.

Hülya Tireli Küçükçakır, M.D.

Kemal Tutkavul, M.D.

Selin Tural Emon, M.D.

Sebahat Uyanık Aksaray, M.D.

Ayşegül Verim İlbaş, M.D.

Fisun Vural Tikiz, M.D.

Fügen Varder Aker, M.D.

Attila Yıldırım, M.D.

Hakan Serhat Yanık, M.D.

Hatice Elvin Yıldız, M.D.

Meryem Günay Yalçınır Gürleyik, M.D.

Sema Zer Toros, M.D.



HAYDARPAŞA NUMUNE MEDICAL JOURNAL

Volume 60 Issue 1 Year 2020

January - February - March

PUBLICATION MANAGER

Aytekin Kaymakçı, M.D.

Owner on Behalf of

Haydarpaşa Numune Training and Research Hospital

Address: Tıbbiye Cad. No: 23 34668 Üsküdar 34668 İstanbul

Phone: +90 (216) 542 32 32 / 0 (216) 542 32 00

Fax: +90 (216) 336 05 65

MANAGING EDITOR

Mustafa Efendioğlu, M.D.

CONTACT

Çağatay Nuhoğlu, M.D.

Address: Haydarpaşa Numune Eğitim ve Araştırma Hastanesi, Çocuk Klinik Şefliği, Tıbbiye Caddesi,

No: 23 Selimiye, Üsküdar, 34668 İstanbul

Phone: +90 216 542 32 32 / 1952

Web: www.hnhtipdergisi.com

E-mail: editor@hnhjournal.com

PUBLISHER

Kare Publishing

Address: Concord İstanbul Dumlupınar Mah. Yumurtacı Abdi Bey Cad. Cihan Sok. No: 15 / 162, B Blok, Kadıköy, 34720 İstanbul

Phone: +90 216 550 61 11

Web: www.karepb.com

E-mail: kare@kareyayincilik.com


Indexed in TUBITAK ULAKBİM TR index. Published four times a year.

Copyright 2020 Haydarpaşa Numune Training and Research Hospital

Issue date: January 2020 • International publication

Additional author information is available from the journal's web site: hnhtipdergisi.com





INSTRUCTIONS FOR AUTHORS

Haydarpaşa Numune Medical Journal - Haydarpaşa Numune Med J (formerly: Haydarpaşa Numune Eğitim ve Araştırma Hastanesi Tıp Dergisi) is a double-blind peer-reviewed, and open-access journal. The journal aims rapid publication of papers in all fields of the medical sciences on a regular basis. Haydarpaşa Numune Med J publishes original papers of experimental and clinical research, reviews, case reports, and articles on the current issues of medicine.

Four issues are released every year in March, June, September, and December. The language of publication is English. Free full-text articles are available at www.hnhtipdergisi.com.

EDITORIAL POLICY

The editorial and publication processes of the journal are shaped in accordance with the guidelines of the International Council of Medical Journal Editors (ICMJE), the World Association of Medical Editors (WAME), the Council of Science Editors (CSE), the Committee on Publication Ethics (COPE), the European Association of Science Editors (EASE), and the National Information Standards Organization (NISO). The journal conforms to the Principles of Transparency and Best Practice in Scholarly Publishing (doaj.org/bestpractice).

Submission is a representation that neither the manuscript nor its data have been previously published (except abstracts and press reports published in connection with scientific meetings) or are currently under consideration for publication.

Materials copied from other sources must be accompanied by a written statement from both author and publisher giving permission to Haydarpaşa Numune Med J for reproduction. It is the author's responsibility to ensure that permissions are obtained. The differences between the papers should be explained in detail.

Ethics committee approval of research protocols in accordance with international agreements (World Medical Association Declaration of Helsinki "Ethical Principles for Medical Research Involving Human Subjects," amended in October 2013, www.wma.net) is required for experimental, clinical, and drug studies, and for some case reports. If required, ethics committee reports or an equivalent official document will be requested from the authors. For manuscripts concerning experimental research on humans, a statement should be included indicating that the written, informed consent of patients and volunteers was obtained following a detailed explanation of the procedures that they might undergo. For studies carried out on animals, the measures taken to prevent pain and suffering of the animals should be stated clearly. Information on patient consent, the name of the ethics committee, and the ethics committee approval number should also be stated in the Materials and Methods section of the manuscript. It is the authors' responsibility to carefully protect the patients' anonymity. If there is a chance that a patient may be identified from a photograph or other image, or any accompanying text, releases signed by the patient or their legal representative should be enclosed. Identifying images should also be anonymized.

All submissions are screened with similarity detection software (iThenticate by Turnitin).

In the event of alleged or suspected research misconduct, e.g., plagiarism, citation manipulation, or data falsification/fabrication, the Editorial Board will follow up and act in accordance with COPE guidelines.

AUTHORSHIP CRITERIA

Haydarpaşa Numune Med J follows the authorship criteria developed by the International Committee of Medical Journal Editors. All persons designated as authors should qualify for authorship, and all those who qualify should be listed. Each author should have participated sufficiently in the work to take public responsibility for appropriate portions of the content. One or more authors should take responsibility for the integrity of the work as a whole, from inception to published article.

Authorship credit should be based only on: (1) substantial contributions to conception and design, or acquisition of data, or analysis and interpretation of data, (2) drafting the article or revising it critically for important intellectual content, and (3) final approval of the version to be published. Conditions 1, 2, and 3 must all be met. Acquisition of funding, the collection of data, or general supervision of the research group, by themselves, do not justify authorship. All others who contributed to the work who are not listed as authors should be named in the acknowledgments, and their contribution should be described. Authorship of multicenter trials is attributed to a group. All members of the group who are named as authors should fully meet the above criteria for authorship. Group members who do not meet these criteria should be listed, with their permission, in the acknowledgments. Financial and material support should also be acknowledged.

All statements and opinions expressed in the manuscripts published in Haydarpaşa Numune Med J reflect the views of the author(s). All liability for the advertisements rests with the appropriate organization(s). The Editor-in-Chief, and Kare Publishing do not accept any responsibility for claims made in articles or advertisements.

The authors transfer all copyright to the manuscript to the Haydarpaşa Numune Med J according to the framework of national and international regulations at the start of the evaluation process. A Copyright Transfer Form signed by the corresponding author must be submitted to the journal with the manuscript. A separate form should be submitted for each manuscript. Manuscripts submitted without a Copyright Transfer Form will not be accepted. After acceptance of the manuscript, all of the authors must complete and sign a Copyright Transfer Form. The authors must affirm that they will not submit the work to another journal, publish it in the original or another language, or allow a third party to use the manuscript without the written permission of the Haydarpaşa Numune Med J. In the event that the manuscript is rejected, all copyrights transfer back to the authors. Manuscripts that are declined will not be returned, with the exception of artwork.

All content is the authors' responsibility. All financial liability and legal responsibility associated

with the copyright of submitted tables, figures, and other visual materials protected by national and international laws rest with the authors. The authors take responsibility for any legal proceedings issued against the journal.

To clarify scientific contributions and responsibilities and any conflict of interest issues relevant to the manuscript, all parts of the Authors' Contribution Form must be completed by the corresponding author and the ICMJE Uniform Disclosure Form for Potential Conflicts of Interest must be completed online by all authors. Both forms should be included with the manuscript at the time of original submission.

Author names will be published as they are listed on the Copyright Transfer Form. Requests for changes in affiliation or the order of names at a later date cannot be granted to protect all parties involved.

REVIEW PROCESS

The journal aims at rapid publication of the submitted manuscripts. Haydarpaşa Numune Med J promotes expert refereeing by peers as a tried and true method for the maintenance of standards of excellence in the scientific community. All papers are double blind peer-reviewed to determine the originality, validity and importance of content and conclusions. Manuscripts will be reviewed by two external reviewers for content, originality, importance to the field, appropriateness of statistical analysis, and derivation of conclusions. In the case of discrepancies between peer reviewers, the manuscript would be sent to a third reviewer. All reviewers remain anonymous. Final decision regarding the acceptance of the submitted articles belong to editor-in-chief.

All reviews will be completed within one month of submission to the journal. Authors will be sent reviewers comments that are judged to be useful to them. In principle, the instructions, objections and requests made by the reviewers should be strictly followed. With revised form of manuscript, the authors should state clearly and precisely every step taken in accordance with the reviewers' requests. The description should be listed on a numbered basis, in the order of reviewers' comments. Altered paragraphs in the new version of the manuscript should be specified using page and paragraph numbers. Paragraph on top of a page is considered no 1, even if it does not begin on that page.

All manuscript submissions are encouraged to be submitted electronically to www.hnhtipdergisi.com. Along with revised form, the accepted paper in its final form also should be sent to www.hnhtipdergisi.com.

SUBMISSION OF THE MANUSCRIPTS

Authors are required to submit the following:

- Copyright Transfer Form,
- Author Contributions Form, and
- ICMJE Potential Conflict of Interest Disclosure Form (should be completed by all contributing authors) at the time of the initial submission. These forms are available for download at www.hnhtipdergisi.com.

All correspondence will be sent to the first-named author unless otherwise specified. Corresponding author is expected to provide an e-mail address for all further correspondence. Papers should be accompanied by a cover letter indicating that the paper is intended for publication and specifying for which section of the Journal it is being submitted (i.e., original article, review article, or case report etc). Authors will be notified of the receipt of their paper and the number assigned to it. The number should be included in all further correspondence.

Authors should note, however, that manuscripts may be returned after initial review by the editorial office if the paper is deemed unlikely to be reviewed favorably by virtue of size restrictions and/or general interest for the readership. This rapid rejection process enables the author to promptly submit for publication elsewhere.

Preparation of the Manuscript

General Format: All manuscripts should be typed using the standard A4-size format document with 2.5 cm-wide margins on all sides. The references should be numbered consecutively in the order of their first mention in the text. All text material, including references, footnotes, and table and figure legends, should be typed using double-spacing in an 11 point font with left alignment and without hyphenated line breaks. The fonts Times New Roman or Arial should be used in the text, for symbols, and all other special characters. Please use the editing features of your word processing program to type bold or italic letters, mathematical symbols, Greek letters, subscript and superscript characters. Please take care not to confuse the letters O and I with the numerals 0 and 1. To set a left indent for a paragraph, click the TAB button once. Only the International System of Units (SI) should be used for units of measurement. Please review the final version of the manuscript very carefully, especially for formatting and editing errors. Please note that American English spelling and terminology should be used in the manuscripts.

All pages of the manuscript should be consecutively numbered starting from the title page (page 1, title page; page 2, Turkish abstract (Turkish authors only); page 3, English abstract, etc.). Page numbers should be indicated on the upper right-hand corner of each page. The final electronic version of the manuscript should be in ".doc", ".docx" or ".rtf" format.

Title page: A separate title page should be submitted with all manuscripts and this page should include:

- The full title of the manuscript as well as a short title (running head) of no more than 50 characters,
- Name, affiliation(s), ORCID ID, and highest academic degree(s) of the author(s),

- Details of any grant or other sources of support,
- Name, address, telephone (including mobile phone number) and fax numbers, and email address of the corresponding author,
- Acknowledgment of the individuals who contributed to the preparation of the manuscript but who do not fulfill authorship criteria.

Abstract: An abstract should be submitted with all manuscripts with the exception of Letters to the Editor. The abstract of an Original Article should be structured with subheadings (Objective, Methods, Results, and Conclusion). All acronyms and abbreviations used in the manuscript should be defined at first use, both in the abstract and in the main text. The abbreviation should be provided in parentheses following the definition.

Please refer to Table 1 below for word count specifications.

Keywords: Each submission must be accompanied by a minimum of three to a maximum of six keywords at the end of the abstract to be used for subject indexing. The keywords should be listed in full without abbreviations. The keywords should be selected from the National Library of Medicine, Medical Subject Headings database (<https://www.nlm.nih.gov/mesh/MBrowser.html>).

Introduction: State the specific purpose and available data relevant to the study.

Methods: All methods used to select participants and conduct the study should be described in detail. Known methods should be cited. Novel or modified methods used should be described in detail. Doses, concentrations, routes, and duration of administration of drugs and chemical agents should be indicated. A concise report of all statistical methods used for summarizing available data and for testing the proposed hypothesis should be provided under a subtitle, including the p value criteria determined for statistically significant difference. Statistical evaluation conducted should be explained in detail. Standard statistical methods should be used as much as possible. If rarely employed or novel statistical methods were used, then the relevant references should be cited. When necessary, more detailed explanations about unusual, complex, or new statistical methods can be provided in separate files for readers as online supplementary data. When a trademarked drug, product, hardware, or software program is mentioned within the main text, product information, include the name of the product, the manufacturer of the product, and the city and the country of the company headquarters (including the state if in USA), should be provided in parentheses in the following format: "Discovery ST PET/CT scanner (General Electric, Milwaukee, WI, USA). The recommendations in the statistics section of the "Uniform Requirements for Manuscripts Submitted to Biomedical Journals: Writing and Editing for Biomedical Publication" (<http://www.CMJE.org>) should be taken into consideration.

Results: The study results should be presented in logical sequence and in detail. The findings should be supported by figures and tables. Information given in figures and tables should not be repeated in the text unless absolutely required.

Discussion: Data relevant to the study subject matter should be examined, evaluated, and substantiated with references from domestic and international sources. General information irrelevant or superfluous to the report should not be included.

Acknowledgement: The names of individuals who contributed to the study but who fail to meet the criteria of authorship should be mentioned in this section. The written consent of all individuals mentioned should be obtained.

Manuscript Types

Haydarpaşa Numune Med J publishes the types of articles briefly described below.

Research Articles: This is the most important type of article, since it provides new information based on original research. The main text of original articles should be structured with an Introduction, Methods, Results, Discussion, Conclusion, and References subheadings. Please see Table 1 for limitations for Research Articles.

Statistical analysis is usually necessary to support conclusions. Statistical analyses must be conducted in accordance with international statistical reporting standards (Altman DG, Gore SM, Gardner MJ, Pocock SJ. Statistical guidelines for contributors to medical journals. *Br Med J* 1983;7:1489-93). Information on statistical analyses should be provided with a separate subheading under the Materials and Methods section and the statistical software that was used during the process must be specified.

Units should be prepared in accordance with the International System of Units (SI).

Limitations, drawbacks, and the shortcomings of original articles should be mentioned in the Discussion section before the conclusion paragraph.

Review Articles: Reviews prepared by authors who have extensive knowledge of a particular field and whose scientific background has been translated into a large volume of publications with a high citation potential are welcomed. Submissions from such authors may also be invited by the journal. Reviews should describe, discuss, and evaluate the current level of knowledge of a topic in clinical practice and should guide future studies. The main text should include an Introduction, Clinical and Research Consequences, and Conclusion sections. Please refer to Table 1 for the limitations for Review Articles.

Case Reports: There is limited space for case reports in the journal and reports on rare cases or conditions that constitute challenges in diagnosis and treatment, those offering new therapies or revealing knowledge not included in the literature, and interesting and educative case reports are accepted for publication. The text should include an Introduction, Case Presentation, and Discussion subheadings. Interesting and unusual images are an advantage in the evaluation process. Please see Table 1 for the limitations for Case Reports.

Table 1. Limitations for each manuscript type

Type of manuscript	Word limit	Abstract word limit	Reference limit	Table limit	Figure limit
Original Article	3500	350 (Structured)	40	6	6
Review Article	5000	350	50	6	10
Case Report	1500	200	15	No tables	5

Tables

Tables should be included in the main document, presented after the reference list, and they should be numbered consecutively in the order they are referred to within the main text. A descriptive title must be placed above each table. Abbreviations used in the table should be defined below the table by footnotes (even if they are defined within the main text). Tables should be created using the word processing software "insert table" command and they should be arranged clearly to provide easy reading. Data presented in tables should not be a repetition of the data presented within the main text but should support the main text.

Figures and Figure Legends

Figures, graphics, and photographs should be submitted as separate files (in TIFF or JPEG format) through the submission system. The files should not be embedded in a Word document or the main document. When there are figure subunits, the subunits should not be merged to form a single image. Each subunit should be submitted separately through the submission system. Images should not be labeled (a, b, c, etc.) to indicate figure subunits. Thick and thin arrows, arrowheads, stars, asterisks, and similar marks may be used on the images to support the figure legends. Like the rest of the submission, the figures should also be blind. Any information within the images that may identify an individual or institution should be anonymized. The minimum resolution of each submitted figure should be 300 DPI. To prevent delays in the evaluation process, all submitted figures should be clear in resolution and large in size (minimum dimensions: 100x100 mm). Figure legends should be listed at the end of the main document.

References

References are numbered and listed by their order of appearance in text; the text citation is followed by the appropriate reference number in parentheses. References should be restricted to closely pertinent material. Accuracy of citation is the author's responsibility. References should conform exactly to the original spelling, accents, punctuation, etc. All references should be cited inside the text.

The reference styles for different types of publications are presented in the following examples.

Journal Article:

Marshall RD, Stein DJ, Liebowitz MR, Yehuda R.; A pharmacotherapy algorithm in the treatment of PTSD. *Psychiatric Annuals* 1996;26:217-26.

Book Section:

Author. Title. In: Editor, 'editor'. 'editors'. Book Title. Edition ed. Place Published: Publisher; Year. p. Pages.

Phillips SJ, Whisnant JP. Hypertension and Stroke. In: Laragh JH, Brenner BM (editors). Hypertension pathophysiology, diagnosis, and management. 2nd ed. New York: Raven Press, 1995: 465-78.

Books with a Single Author:

Author. Title. Edition ed. Place Published: Publisher; Year.
Sweetman SC. Martindale the Complete Drug Reference. 34th ed. London: Pharmaceutical Press; 2005.

Conference Proceedings:

Author. Title. In: Editor, 'editor'. 'editors'. Conference Name; Year of Conference Date; Conference Location; Publisher; Year of Conference; p. Pages.
Bengjsson S. Sothemin BG. Enforcement of data protection, privacy and security in medical informatics. In: Lun KC, Degoulet P, Piemme TE, Rienhoff O, editors. MEDINFO 92. Proceedings of the 7th World Congress on Medical Informatics; 1992 Sept 6-10; Geneva, Switzerland. Amsterdam: North-Holland; 1992. pp.1561-5.

Scientific or Technical Report:

Author. Title. Type. Place Published: Institution; Year Date. Report No.: Report Number.
Cusick M, Chew EY, Hoogwerf B, Agrón E, Wu L, Lindley A, et al. Early Treatment Diabetic Retinopathy Study Research Group. Risk factors for renal replacement therapy in the Early Treatment Diabetic Retinopathy Study (ETDRS), Early Treatment Diabetic Retinopathy Study Kidney Int: 2004. Report No: 26.

Thesis:

Author. Title. Type. Place Published: Institution; Year Date. Report No.: Report Number.
Kaplan SI. Post-hospital home health care: elderly access and utilization (dissertation). St Louis (MO): Washington Univ; 1995.

Epub Ahead of Print Articles:

Author. Title. Alternate Title Year Date Accessed.doi: DOI. [Epub ahead of print].
Cai L, Yeh BM, Westphalen AC, Roberts JP, Wang ZJ. Adult living donor liver imaging. *Diagn Inter vRadiol*. 2016 Feb 24.doi: 10.5152/dir.2016.15323. [Epub ahead of print].

Webpage:

Author. Title. Available at: URL. Accessed Access Date, Access Year.

Disclaimer

Haydarpaşa Numune Med J is an independent scientific journal, and published quarterly. It is distributed free of charge.

Views expressed in the journal do not necessarily reflect sponsoring pharmaceutical companies' own published literature. A mention of a company in the journal is neither an offer nor solicitation.

OPEN ACCESS AND COMMONS USER LICENSES

Open Access


Haydarpaşa Numune Med J is an open access journal which means that all content is freely available without charge to the user or his/her institution. Users are allowed to read, download, copy, distribute, print, search, or link to the full texts of the articles, or use them for any other lawful purpose, without asking prior permission from the publisher or the author. This is in accordance with the BOAI definition of open access.

Commons User Licenses

Creative Commons Attribution-NonCommercial 4.0 International (CC BY-NC 4.0) For non-commercial purposes, lets others distribute and copy the article, and to include in a collective work, as long as they credit the author(s) and provided they do not alter or modify the article.

CONTENTS

Volume 60 Issue 1 Year 2020




hnhtipdergisi.com

ORIGINAL ARTICLES

- 1** Retrospective Evaluation of the Autoacoustic Emission Test and Auditory Brainstem Response in Risky Newborns
F. Yavanođlu Atay, G. Atay, . Nuhođlu, . Ceran; İSTANBUL
- 5** Facts for Life and Helicobacter Pylori Infection
U.E. Erdođdu, H. Demirci, H.M. aycı, T. Erkinüresin; BURSA
- 10** Correlation of Renal Colic Incidences with the Season, Gender and Age: Cross-Sectional Study
A. Şahin, A. Ürkmez, . Yıldırım, S. Akan, D. Güner, .H. Yüksel; İSTANBUL
- 16** Evaluation of the Periodic Examination of Physicians Working in a Training and Research Hospital Regarding Malignancy Risk
H. zkaya, B.U. Koban, M.M. Yıldız, S. Kaşatan, I. Gönen, M.T. Egici; İSTANBUL
- 21** Effects of Oxcarbazepine Use on Hemogram, Liver, Thyroid Functions, Lipid Profile in Childhood Epilepsies
İ. Girişgen, S. Yıldırım, A. rem, F.M. Sönmez; DENİZLİ
- 27** Effects of Various Preoperative Factors on Surgical Results in Patients Aged 35 and below who Undergone Coronary Artery Bypass Surgery
M. Kızılay, Z. Aslan, Ü. Vural, A.A. Ađlar, A.Y. Balcı; İSTANBUL
- 35** Analysis of the Adult Traumatic Brain Injury Patients, Experiences of Neurosurgery and Intensive Care Unit
M. Efendiođlu, S. Adana Kavlak, A. zgültekin; İSTANBUL
- 41** The Role of Red Cell Distribution Width as a Predictor of Bronchopulmonary Dysplasia in Preterm Infants
P. Dođan; BURSA
- 46** Our Experiences about Reconstruction of the Tip Amputations
A.İ. İskenderođlu, N.S. ilođlu, A.K. Yiđit, S. Omar; İSTANBUL
- 49** Evaluation of Anterior Mediastinal Fat Tissue Density with Computed Tomography in Non-Tymomatous Myasthenia Gravis Patients
S. Solak, F.E. Ustabaşiođlu; EDİRNE
- 53** When Should a Surgeon Think to Convert Laparoscopic Cholecystectomy to Open Surgery? A Retrospective Study
E. Ferlengez, S. Pamak Bulut; İSTANBUL

CONTENTS

Volume 60 Issue 1 Year 2020



hnhtipdergisi.com

60 Do Thyroid Hormones have any Effects on the Development of Retinopathy of Prematurity?

Y. Coşkun, Ö. Yabaş Kızıloğlu, T. Bayram, E. Demirci, İ. Akman; İSTANBUL

67 The Relationship between Red Cell Distribution Width, Mean Platelet Volume, Neutrophil to Lymphocyte Ratio and Benign Thyroid Nodules

K. Kayataş, E. Şenocak Taşçı, M. Yıldırım; İSTANBUL

71 Comparison of Single-incision Surgical Gastrostomy with other Gastrostomy Methods

Z. Akış Yıldız, M. Arpacık, C. Şahin, H.N. Ayyıldız, A. Kaymakçı; İSTANBUL

76 Comparison of Iloprost and Papaverine in Topical Vasodilation of Internal Mammary Artery in Coronary Artery Bypass Grafting: A Prospective Randomized Trial

E.Ş. Denli Yalvaç, O.O. Balkanay, D. Göksedef, S.H. Aki, S.N. Ömeroğlu, G. İpek; İSTANBUL

85 Retrograde Intrarenal Surgery for the Management of Kidney Stones Smaller than 20 mm: A Single-Center Experience of 452 Cases

R. Topaktaş, A. Ürkmez; İSTANBUL

REVIEW

91 National Hospital Accreditation as an External Assessment Tool

K. Avcı; ANKARA

CASE REPORTS

97 A Rare Case of Acute Abdomen: Torsion of Vermiform Appendix

C. Şahin, Z. Akış Yıldız, M. Arpacık, H.N. Karaman Ayyıldız; İSTANBUL

99 Can Nutcracker Syndrome Cause Secondary Hypertension? Two Case Reports

P.Z. Davarcı, S. Baş, F.M. Türkmen, Z.G. Kılıçoğlu; ERZİNCAN

103 Successful Early Surgical Treatment of Fatal Blunt Chest Trauma: A Case Report

D. Tekyol, H. Tanrıku, İ. Altundağ, N.M. Hökenek, U.G. Özder; ERZİNCAN